

140 South Street
Annapolis, MD 21401
410-269-0306
www.micua.org



MICUA Fast Facts

MICUA Members serve nearly 66,000 students annually.

- 1 in 3 (34%) students is a student of color
- 1 in 4 (24%) students is a Pell grant recipient
- Many are first-generation college students
- 1 in 6 (15%) of new undergraduate students are transfer students
- Collectively, MICUA members have over 160 transfer agreements with Maryland community colleges

**Maryland Top Five Payscale
2019-2020 Rankings of All-Alumni**

Mid-Career Earnings of Graduates

#1 United States Naval Academy

#2 Johns Hopkins University

#3 Loyola University Maryland

#4 University of Maryland, College Park

#5 Capitol Technology University

Examples of Recently Launched Academic Programs



Maryland's independent colleges and universities offer more than 1,600 approved academic programs.

616 - Bachelor's Degrees

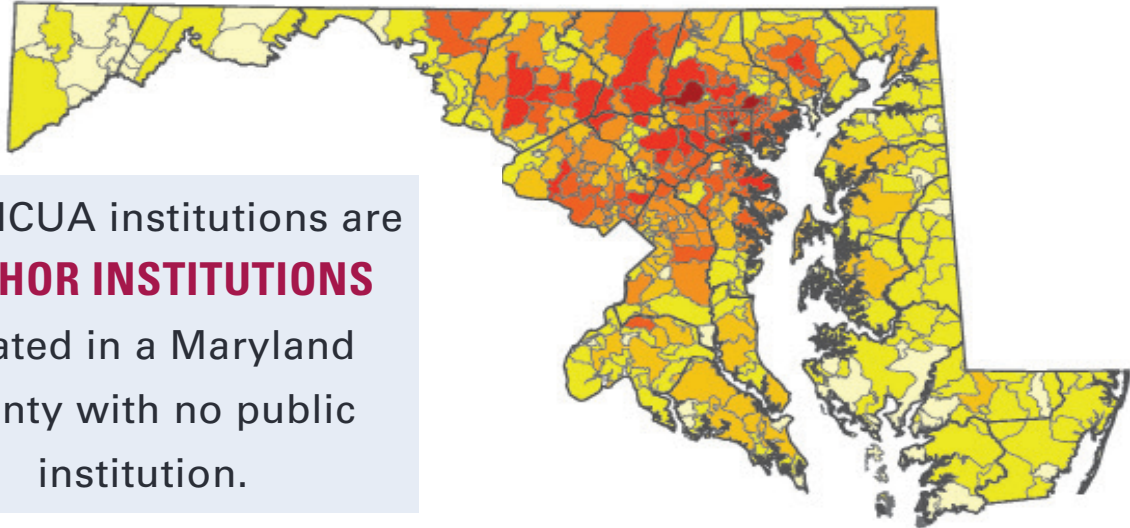
563 - Master's Degrees

143 - Doctoral Degrees

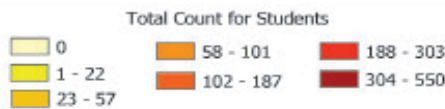
39 - Undergraduate Certificates

242 - Graduate Certificates

MICUA Students by Home Zip Code



Six MICUA institutions are **ANCHOR INSTITUTIONS** located in a Maryland county with no public institution.

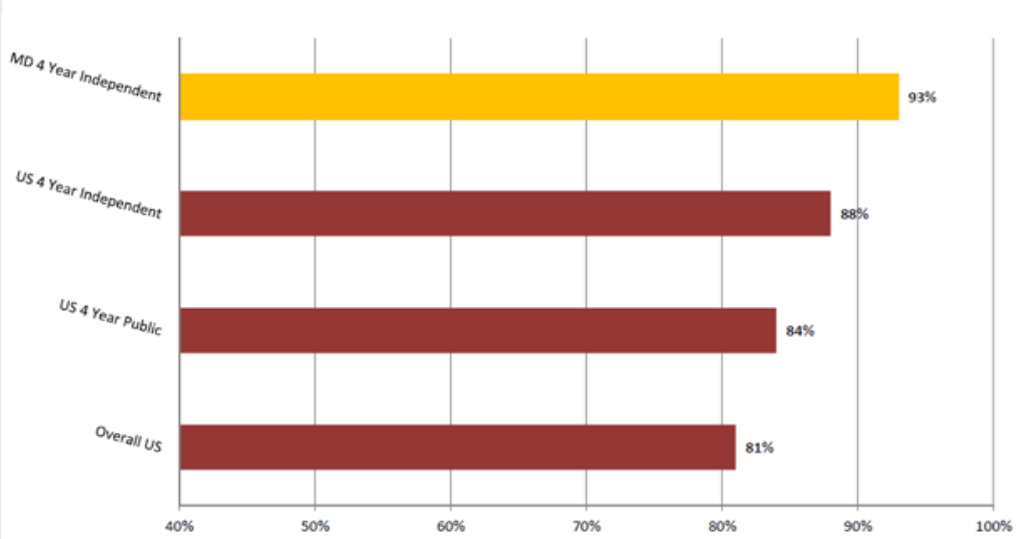


Sources:
Maryland Independent College and University Association Institutions

MICUA member institutions deliver educational services at **180 locations** in Maryland.

93% of FT/FT freshmen graduate from a MICUA institution or a transfer institution within 6 years

6-year Graduation Rates for First-Time Full-time (FT/FT) Degree Seeking Students



Note: Totals include completion at transfer institution (National Student Clearinghouse, 2020)

Maryland's independent colleges and universities have the **HIGHEST** graduation rates in the State and are **TOP RANKED** nationally.